




## Milbay ET Electric scooter specifications list

Model	Photo	Battery	Motor	Brake	Max speed	Max range	Tyre (type )	Light	Dashboard	Control system
MB-ET4808		48V,8.8 A Imported lithium battery	Australia 200W Electric motor  International 350W Electric motor	Front and rear disc brake	30km/h	50-60km	Vacuum tire (13×5.00—6) off road or city road tyre	LED Halo headlights	Digital screen	No
MB-ET4810		48V,10A Imported lithium battery	Australia 200W Electric motor  International 350W Electric motor	Front and rear disc brake	30km/h	60-70km	Vacuum tire (13×5.00—6) off road or city road tyre	LED Halo headlight	Digital screen	Auto power off Auto lock

## Milbay ET Electric scooter specifications list

MB-ET3608		36V 8.8A, imported lithium battery	Australia 200W Electric motor  International 350W Electric motor	Front and rear disc brake	30km/h	40-50km	Vacuum tire (13×5.00 —6) off road or city road tyre	LED Halo headlight	Digital screen	No
-----------	---	---	--	------------------------------------	--------	---------	---	--------------------------	-------------------	----